

DIGITAL INCLUSION

2022 RESIDENT DATA

Enhancing our communities by improving digital access.



Center for Regional Development



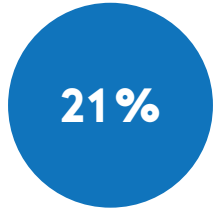
Data compiled and analyzed by the Purdue University Center for Regional Development, made possible through the Duke Energy Foundation Grant. Graphics created by the Boone EDC.

CURRENT CLIMATE

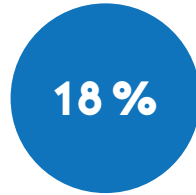
84%

OF BOONE COUNTY RESIDENTS HAVE HOME INTERNET SERVICE
N=166

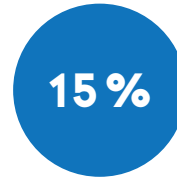
TYPE OF HOME INTERNET SERVICE N=165



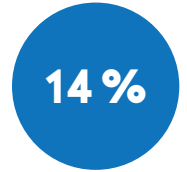
Fiber-Optic



Cellular Hotspot



Fixed Wireless



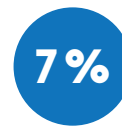
Cable



Landline or DSL



Not Sure

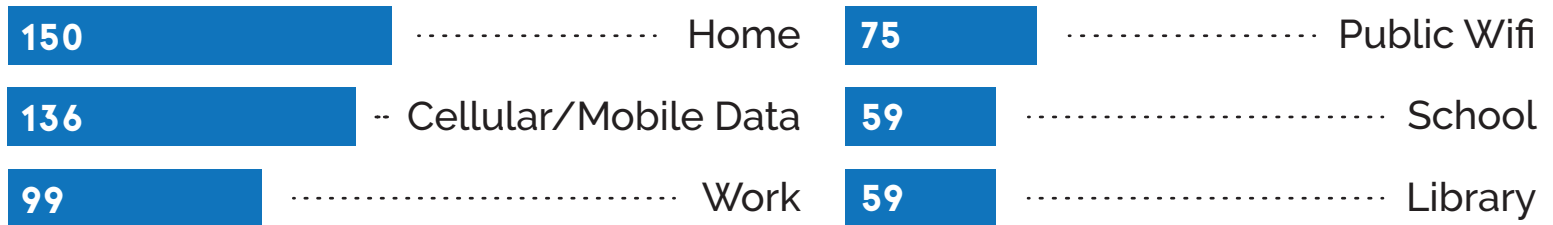


Satellite

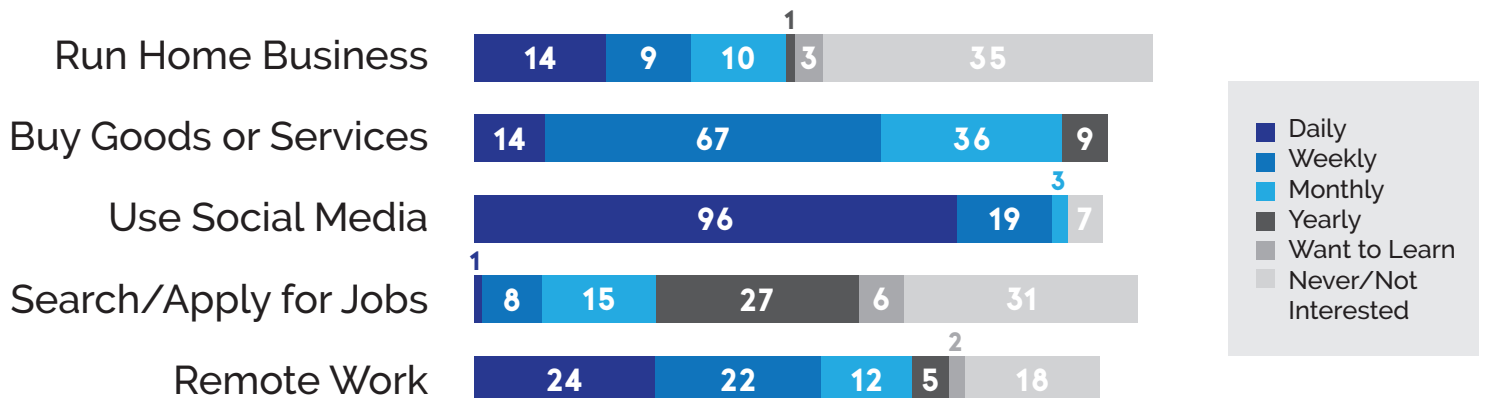


Dial-Up

LOCATION OF INTERNET USE N=150



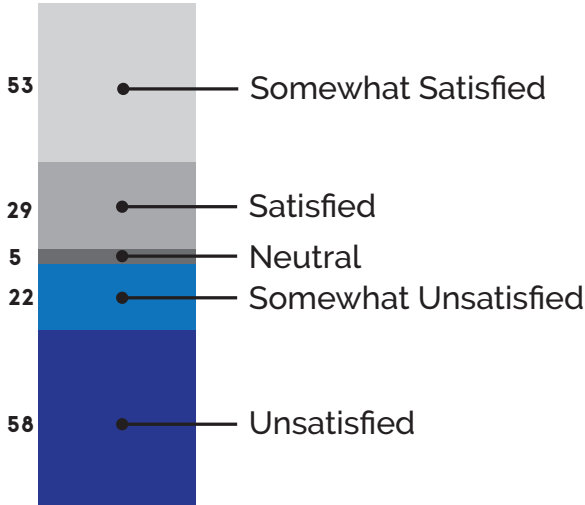
INTERNET USE AND FREQUENCY N=71-126



USER SATISFACTION

HOME INTERNET SERVICE SATISFACTION (PAST YEAR)

N=166



REASON FOR HOME INTERNET DISSATISFACTION (PAST YEAR)

N=65-67

- 1. TOO SLOW** 94%
- 2. DOESN'T SATISFY NEEDS** 85%
- 3. UNRELIABLE** 78%
- 4. TOO EXPENSIVE** 56%

REASON FOR NOT HAVING HOME INTERNET

N=11-17

